
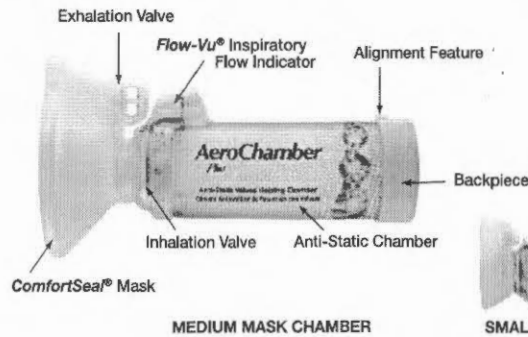


# AeroChamber Plus Flow-Vu™

Anti-Static Valved Holding Chamber

SMALL MASK  
MEDIUM MASK



## INDICATIONS FOR USE

This product is intended to be used by patients who are under the care or treatment of a physician or licensed healthcare professional. The device is intended to be used by these patients to administer aerosolized medication from most pressurized Metered Dose Inhalers. The intended environments for use include the home, hospitals and clinics.

## INSTRUCTIONS FOR USE

THIS PRODUCT CAN BE USED RIGHT OUT OF PACKAGE. BEFORE USE, ENSURE THESE INSTRUCTIONS AND THE INSTRUCTIONS SUPPLIED WITH THE METERED DOSE INHALER (MDI) HAVE BEEN READ.

<p>1</p> <p>Carefully examine the product for damage, missing parts or foreign objects. Remove any foreign objects prior to use. The product should be replaced IMMEDIATELY if there are any damaged or missing parts. If necessary, use the Metered Dose Inhaler (MDI) alone until a replacement is obtained. If the patient's symptoms worsen, please seek immediate medical attention.</p>	<p>2</p> <p>Remove cap from the MDI.</p>	<p>3</p> <p>Shake the MDI immediately before each use as per the instructions supplied with the MDI.</p>	<p>4</p> <p>Insert the MDI into the backpiece of the chamber.</p>	<p>5</p> <p>Apply mask to face and ensure an effective seal. The <b>Flow-Vu®</b> Inspiratory Flow Indicator only moves if the patient has a good seal.</p>	<p>6</p> <p>Breathe out gently and depress the MDI at the beginning of a slow inhalation. Use the <b>Flow-Vu®</b> Indicator to assist in the coordination of this maneuver. Maintain seal for 5–6 breaths after the MDI is depressed. <b>Administer one (1) puff at a time.</b></p>	<p>7</p> <p>Follow instructions supplied with the MDI on how long to wait before repeating steps 3–6 as prescribed.</p>
---	--	--	---	--	---	---

## TIPS

- 1 Give praise and rewards.
- 2 Use teddy bears or dolls to 'pretend' to use the chamber to make it look like a game.
- 3 If possible, give treatments when the child is happy and not crying.



## CLEANING INSTRUCTIONS

THIS PRODUCT CAN BE USED RIGHT OUT OF THE PACKAGE AND THEN CLEANED WEEKLY.

<p>1</p> <p>Remove the backpiece only. Do not tamper with valve during cleaning or disassemble the product beyond what is recommended or damage may result.</p>	<p>2</p> <p>Soak the parts for 15 minutes in a mild solution of liquid dish detergent and lukewarm clean water. Agitate gently.</p>	<p>3</p> <p>Rinse parts in clean water.</p>	<p>4</p> <p>Shake out excess water from the parts and allow to air dry in a vertical position. Ensure parts are dry before reassembly.</p>	<p>5</p> <p>To reassemble, center the Alignment Feature on the backpiece with the <b>Flow-Vu®</b> Indicator, as shown. Press firmly to attach the Backpiece.</p>
---	---	---	--	--

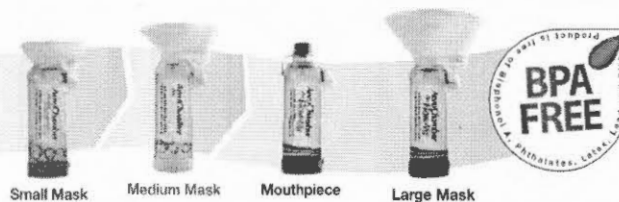
### Notes:

- Storage and operating range 5° C - 40° C (41° F - 104° F) at 15 to 95% relative humidity.
- Product may need to be replaced after 12 months of use. Environmental conditions, storage and proper cleaning can affect product life span.
- THIS PRODUCT CONTAINS NO LATEX.**
- Do not share this medical device.
- Clarity of the chamber is a result of the properties of the **StatBan®** anti-static material.
- If you notice medication build-up in your chamber, wash the inside of the chamber gently with a soft cloth.

### Cautions:

- To ensure proper performance this product should only be cleaned according to these instructions.
- Do not leave the chamber unattended with children.
- Federal (USA) law restricts the sale of this device on or by the order of a physician.

Rx Only



Small Mask Medium Mask Mouthpiece Large Mask

Distributed by:



**Forest Pharmaceuticals, Inc.**

Subsidiary of Forest Laboratories, Inc.  
St. Louis, MO 63045  
Monaghan Medical Corporation, 5 Latour Ave., Suite 1600, Plattsburgh, NY 12901